







COMPLETE FORMS ONLINE

You can now complete forms online through the Student Progress Center (JPAMS)! Electronic forms are replacing paper forms for your convenience.

www.stpsb.org/studentprogresscenter

Steps To Complete

-  **Step 1:** Log in to the Student Progress Center (JPAMS) using your credentials.
-  **Step 2:** Click on your student's name. If there are new documents to complete, a pop-up will appear and take you directly to the Documents page.
-  **Step 3:** If you do not see the pop-up, simply click on your student and then select the Documents tab at the top of the page.
-  **Step 4:** Under Form Documents, you'll find the forms available for you to fill out. Fill in all required fields. Confirm all the information and click sign to submit the document. Once submitted, they will no longer appear in the list.

**Complete forms on the Student Progress Center:
www.stpsb.org/studentprogresscenter**

